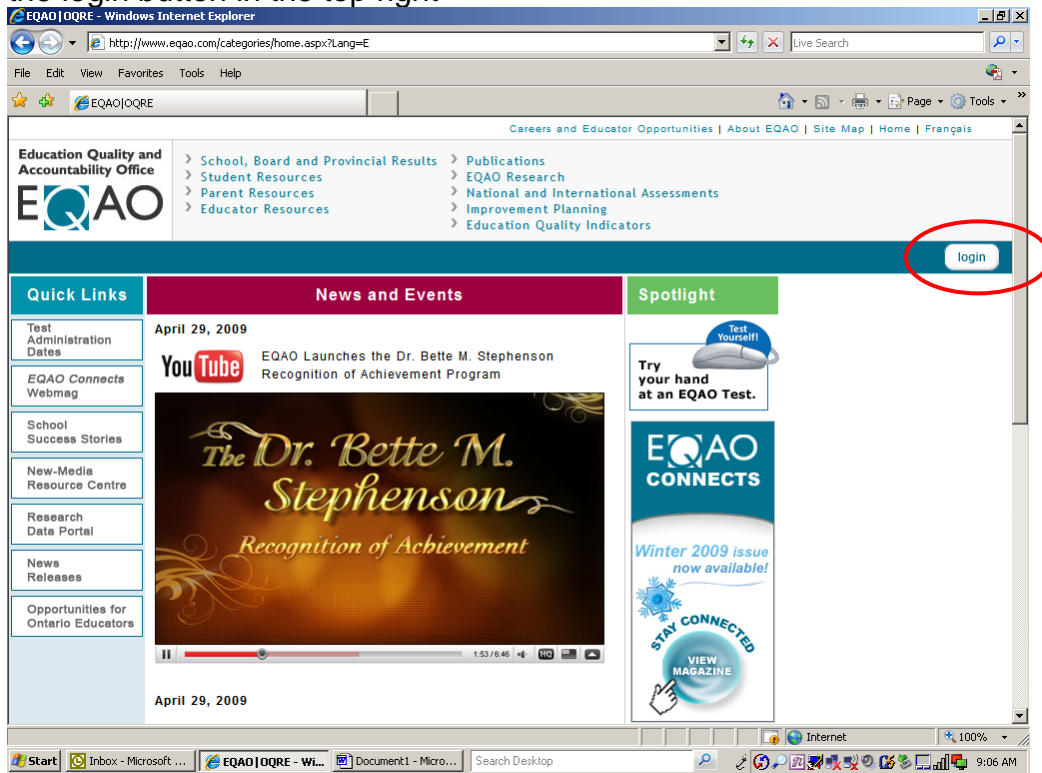
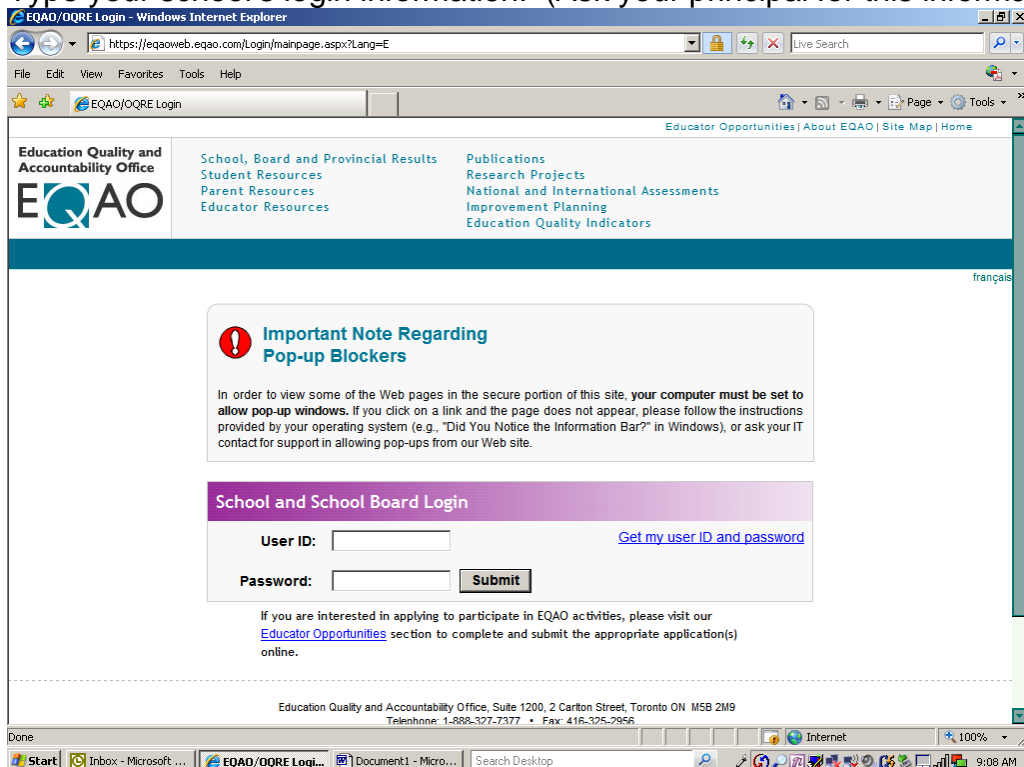


# A Visual Guide to Downloading EQAO Data Files

1. Open the EQAO site ([www.eqao.com](http://www.eqao.com)), proceed to the main page and click on the login button in the top right



2. Type your school's login information. (Ask your principal for this information)



3. Click on the assessment desired: Grade 9 Assessment or OSSLT at the top of the screen.

The screenshot shows the EQAO/OQRE Login page in a Windows Internet Explorer browser. The page has a navigation bar with links: [My Home Page](#), [Grade 9 Assessment](#) (circled in red), and [OSSLT](#). Below the navigation bar, there is a section titled "Grade 9 Assessment" with a list of links and information. On the left side, there is a table titled "SDC at a Glance" with columns for "Boards" and "Schools" and rows for different assessment periods.

SDC at a Glance	
Grade 9 Assessment of Mathematics Winter 2008–2009	
Boards	November 10–21, 2008
Schools	November 24–December 5, 2008 December 17, 2008–January 30, 2009
OSSLT, 2008–2009	
Boards	January 26–February 6, 2009
Schools	February 9–20, 2009 March 3–April 9, 2009
Primary and Junior Division, 2008–2009	
Boards	February 6–20, 2009
Schools	February 23–March 6, 2009 March 24–June 12, 2009
Grade 9 Assessment of Mathematics Spring 2008–2009	
Boards	April 6–21, 2009
Schools	April 22–May 5, 2009 May 13–June 26, 2009
<a href="#">See Full SDC Schedule</a>	

Grade 9 Assessment

- [Sample Administration and Information Letters](#)  
Sample administration letters to parents recommending a special provision or an accommodation for the Grade 9 Assessment of Mathematics, are available through this link for download. (posted 5/4/2009)
- [Student Data Collection System, Spring 2009](#) (posted 4/22/2009)
- [Questions and Answers](#) for Principals and School Board Contacts on the Primary Division, Junior Division and Grade 9 Assessments – September 2008. (posted 9/15/2008)
- [6 questions](#) parents and guardians should ask when looking at their school's results. (posted 9/15/2008)
- [Student Data Collection System–Resources](#) (posted 7/21/2008)
- [Summary of Results and Strategies for Teachers \(for the 2005–2006 Assessment\)](#)  
The summary of results provides an overview of results at the provincial level as well as a comparison of results over time and strategies to assist teachers, parents and other education stakeholders in helping students develop and demonstrate their knowledge and skills in mathematics. (posted 10/3/2006)
- School and School Board Results: [2007–2008](#), [2006–2007](#), [2005–2006](#), [2004–2005](#), [2003–2004](#), [2002–2003](#), [2001–2002](#), [2000–2001](#)
- Individual Student Data File and Item Information Reports: Student Roster: [2007–2008](#), [2006–2007](#), [2005–2006](#), [2004–2005](#), [2003–2004](#)

Education Quality and Accountability Office, Suite 1200, 2 Carlton Street, Toronto ON M5B 2M9  
Telephone: 1-888-327-7377 • Fax: 416-325-2956

Certain publications on this site are provided as Adobe Acrobat PDF files. To view these files, you need to have Acrobat Reader software 6.0 or higher installed on your computer. You can download this free software from the [Adobe site](#).

4. Scroll down to **Individual Student Data File and Item Information Report Student Roster** and click on the year's data you want.

The screenshot shows the EQAO/OQRE Login page in a Windows Internet Explorer browser. The page has a navigation bar with links: [My Home Page](#), [Grade 9 Assessment](#), and [OSSLT](#). Below the navigation bar, there is a section titled "Grade 9 Assessment" with a list of links and information. On the left side, there is a table titled "SDC at a Glance" with columns for "Boards" and "Schools" and rows for different assessment periods.

SDC at a Glance	
Grade 9 Assessment of Mathematics Winter 2008–2009	
Boards	November 10–21, 2008
Schools	November 24–December 5, 2008 December 17, 2008–January 30, 2009
OSSLT, 2008–2009	
Boards	January 26–February 6, 2009
Schools	February 9–20, 2009 March 3–April 9, 2009
Primary and Junior Division, 2008–2009	
Boards	February 6–20, 2009
Schools	February 23–March 6, 2009 March 24–June 12, 2009
Grade 9 Assessment of Mathematics Spring 2008–2009	
Boards	April 6–21, 2009
Schools	April 22–May 5, 2009 May 13–June 26, 2009
<a href="#">See Full SDC Schedule</a>	

Grade 9 Assessment

- [Sample Administration and Information Letters](#)  
Sample administration letters to parents recommending a special provision or an accommodation for the Grade 9 Assessment of Mathematics, are available through this link for download. (posted 5/4/2009)
- [Student Data Collection System, Spring 2009](#) (posted 4/22/2009)
- [Questions and Answers](#) for Principals and School Board Contacts on the Primary Division, Junior Division and Grade 9 Assessments – September 2008. (posted 9/15/2008)
- [6 questions](#) parents and guardians should ask when looking at their school's results. (posted 9/15/2008)
- [Student Data Collection System–Resources](#) (posted 7/21/2008)
- [Summary of Results and Strategies for Teachers \(for the 2005–2006 Assessment\)](#)  
The summary of results provides an overview of results at the provincial level as well as a comparison of results over time and strategies to assist teachers, parents and other education stakeholders in helping students develop and demonstrate their knowledge and skills in mathematics. (posted 10/3/2006)
- School and School Board Results: [2007–2008](#), [2006–2007](#), [2005–2006](#), [2004–2005](#), [2003–2004](#), [2002–2003](#), [2001–2002](#), [2000–2001](#)
- Individual Student Data File and Item Information Reports: Student Roster: [2007–2008](#), [2006–2007](#), [2005–2006](#), [2004–2005](#), [2003–2004](#)

Education Quality and Accountability Office, Suite 1200, 2 Carlton Street, Toronto ON M5B 2M9  
Telephone: 1-888-327-7377 • Fax: 416-325-2956

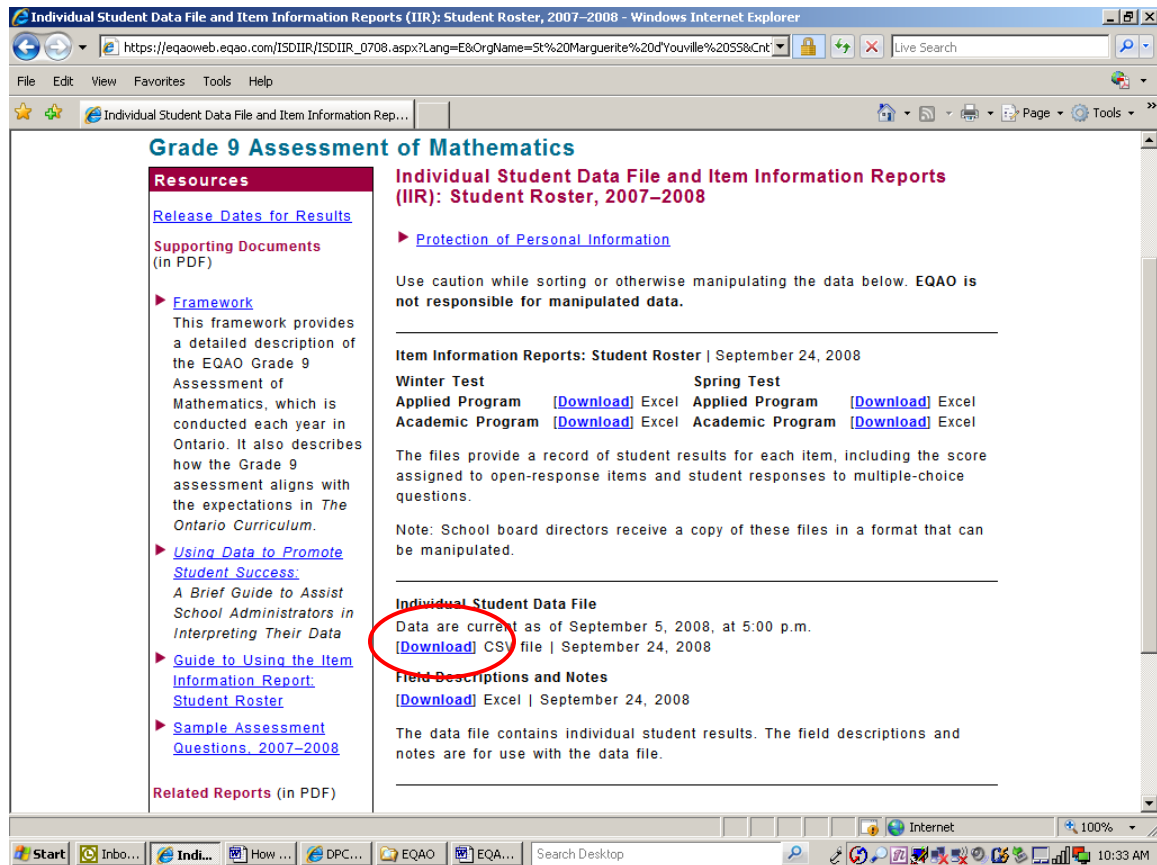
Certain publications on this site are provided as Adobe Acrobat PDF files. To view these files, you need to have Acrobat Reader software 6.0 or higher installed on your computer. You can download this free software from the [Adobe site](#).

[Comments and Questions](#)  
Copyright information: © 2008 Queen's Printer for Ontario.

5. There are two main types of data files you can download: **Item Information Reports: Student Roster (IIR)** and **Individual Student Data Files**.

The **IIR** reports are available for each stream and for each of the two semesters. The data is in Excel format and is more polished. This file allows you to quickly analyze results.

The **ISD** file contains information about all the grade 9 students for both streams and semesters all in one file. The data is in **CSV** (Comma Separated Values) format. The field names are described on the next page.



6. Click on the link for the desired file and save the file for later detailed analysis. Repeat for all the desired files you need.
7. There are six files you need to download: 4 IIR files in Excel format (Winter & Spring for 9 applied, Winter & Spring for Academic) , 1 ISD file in CSV format and 1 field description and notes file in Excel format.
8. **Note:** If you download the ISD file, be sure to open it and then **Save As** the file as an **Excel 97 Workbook**. The Excel format allows you to use all of Excel's functions and formulas.

## Grade 9 EQAO Assessment of Mathematics

### Field Descriptions for Individual Student Data File

Field Name	Format	Description
<b>BoardMident</b>	5 digits	Ministry-assigned identifier for the board
<b>BoardName</b>	Text	Board name
<b>SchoolMident</b>	up to 6 digits	Ministry-assigned identifier for the school
<b>SchoolName</b>	Text	<b>School name</b>
<b>StudentBarcode</b>	xxx xxxxx xx xxxxxx xx xx xx (28 digits/chiffres)	Class Tracking Sheet (CTS) package ID number
<b>StudentName</b>	Text	<b>Last-name, first-name format</b>
<b>StudentOEN</b>	#	<b>Ontario Education Number missing</b>
	xxxxxxxxx (9 digits)	<b>Ontario Education Number as submitted</b>
<b>ISR_Print_OEN</b>	xxx-xxx-xxx	Valid OEN
	#	Not provided
	-1	Number provided not valid
<b>SASN</b>	#	Not provided
	xxxxxxxxx (up to 9 characters)	Board- or school-assigned student identification number
<b>Language</b>	1	English
	2	French
<b>Program</b>	1	<b>Applied</b>
	2	<b>Academic</b>
<b>MathClassWhen</b>	-1	<b>Semester/full-year status not provided</b>
	1	<b>First semester</b>
	2	<b>Second semester</b>
	3	<b>Full year</b>
<b>OverallOutcomeLevel</b>	0	<b>Below Level 1</b>
	1	<b>Level 1</b>
	2	<b>Level 2</b>
	3	<b>Level 3</b>
	4	<b>Level 4</b>
	B	<b>Assessment not completed (no data)</b>
	V	<b>Vulgar, obscene or otherwise un-markable booklets submitted</b>
<b>OverallRawLevel_Dot</b>	W or/ou R	<b>Results Withheld</b>
	-99	<b>Not applicable</b>
	0.1-0.9	<b>Below Level 1</b>
	1.1-1.9	<b>Level 1</b>
	2.1-2.9	<b>Level 2</b>
	3.1-3.9	<b>Level 3</b>
	4.1-4.9	<b>Level 4</b>

Field Name	Format	Description
OverallLeftBarEnd		On an ISR, the overall achievement level is shown as a bar extending to the left and to the right of the overall raw level score. OverallLeftBarEnd determines the leftmost position of this bar.
	-99	Not applicable
	0.05 - 0.9	Below Level 1
	1.1-1.9	Level 1
	2.1-2.9	Level 2
	3.1-3.9	Level 3
	4.1-4.6	Level 4
OverallRightBarEnd		On an ISR, the overall achievement level is shown as a bar extending to the left and to the right of the overall raw level score. OverallRightBarEnd determines the rightmost position of this bar.
	-99	Not applicable
	0.4-.09	Below Level 1
	1-1.9	Level 1
	2-2.9	Level 2
	3-3.9	Level 3
	4-4.95	Level 4
AssessmentTotalNonBlanks	2 digits	Number of assessment items with non-blank responses.
TotalNumOfItems	2 digits	Number of assessment items presented to the student.
Gender	-1	Information missing
	1	Male
	2	Female
ESLELD_ALFPDF	-1	Information missing
	0	No response
	1	This student is currently an ESL/ELD learner.
	2	N/A
	3	N/A
	4	N/A
SIF_IEP	-1	Information missing
	0	No response
	1	This student has an IEP.
		<b>Identification, Placement and Review Committee (IPRC) Status. This student has special needs and has been identified as having the following exceptionality:</b>
SIF_IPRCBehaviour	-1	Information missing
	0	No response
	1	Behaviour
SIF_IPRCAutism	-1	Information missing
	0	No response
	1	Autism
SIF_IPRCDeaf	-1	Information missing
	0	No response
	1	Deaf or hard of hearing
SIF_IPRCBlind	-1	Information missing
	0	No response
	1	Blind or low vision

Field Name	Format	Description
SIF_IPRCGifted	-1	Information missing
	0	No response
	1	Giftedness
SIF_IPRCIntellectual	-1	Information missing
	0	No response
	1	Mild intellectual disability
SIF_IPRCDevelopmental	-1	Information missing
	0	No response
	1	Developmental disability
SIF_IPRCMultiple	-1	Information missing
	0	No response
	1	Multiple exceptionalities
SIF_IPRCPhysical	-1	Information missing
	0	No response
	1	Physical disability
SIF_IPRCSpeech	-1	Information missing
	0	No response
	1	Speech impairment
SIF_IPRCLanguage	-1	Information missing
	0	No response
	1	Language impairment
SIF_IPRCLearning	-1	Information missing
	0	No response
	1	Learning disability
		<b>Special Provisions. This ESL/ELD student will receive the following special provisions:</b>
SIF_SpecialProvisionsSetting	-1	Information missing
	0	No response
	1	An individual or small-group setting or an individual study carrel
SIF_SpecialProvisionsTime	-1	Information missing
	0	No response
	1	Additional time for the assessment, to a maximum of double the allotted time
SIF_SpecialProvisionsBreaks	-1	Information missing
	0	No response
	1	Periodic supervised breaks
SIF_SpecialProvisionsInstructions	-1	Information missing
	0	No response
	1	Verbatim reading of instructions and/or questions
		<b>Accommodations. This special needs student will receive the following accommodations:</b>
SIF_AccommodationSetting	-1	Information missing
	0	No response
	1	An individual or small-group setting or an individual study carrel
SIF_AccommodationSeating	-1	Information missing
	0	No response
	1	Preferential seating within the regular classroom
SIF_AccommodationDevicesSetting	-1	Information missing
	0	No response
	1	Assistive devices or adaptive equipment (setting)

Field Name	Format	Description
<b>SIF_AccommodationPrompts</b>	-1	Information missing
	0	No response
	1	Prompts to draw the student's attention back to the test
<b>SIF_AccommodationTime</b>	-1	Information missing
	0	No response
	1	Additional time for the assessment, to a maximum of double the allotted time
<b>SIF_AccommodationBreaks</b>	-1	Information missing
	0	No response
	1	Periodic supervised breaks
<b>SIF_AccommodationSigned</b>	-1	Information missing
	0	No response
	1	Sign language or an oral interpreter
<b>SIF_AccommodationBraille</b>	-1	Information missing
	0	No response
	1	Braille version
<b>SIF_AccommodationLargePrint</b>	-1	Information missing
	0	No response
	1	Large-print version
<b>SIF_AccommodationColoured</b>	-1	Information missing
	0	No response
	1	Coloured-paper version
<b>SIF_AccommodationLPColoured</b>	-1	Information missing
	0	No response
	1	Large-print, coloured-paper version
<b>SIF_AccommodationAudio</b>	-1	Information missing
	0	No response
	1	Audio version (CD or tape)
<b>SIF_AccommodationInstructions</b>	-1	Information missing
	0	No response
	1	Verbatim reading of instructions and/or questions
<b>SIF_AccommodationRecording</b>	-1	Information missing
	0	No response
	1	Audiotaping of responses
<b>SIF_AccommodationScribing</b>	-1	Information missing
	0	No response
	1	Verbatim scribing of responses
<b>SIF_AccommodationComputer</b>	-1	Information missing
	0	No response
	1	Use of computer or word processor for responses
<b>SIF_AccommodationDevicesResponse</b>	-1	Information missing
	0	No response
	1	Assistive devices and technology resources (e.g., speech synthesizer, Braille, speech-to-text software) (for responses)

Field Name	Format	Description
<b>SIF_SpPermTempInjury</b>		Special Permission
	-1	Information missing
	0	No response
	1	This student has no IEP but has received the principal's permission for one or more appropriate accommodations because of a temporary injury or condition. The accommodations are indicated.
<b>SIF_SpPermNewStudent</b>	-1	Information missing
	0	No response
	1	This student has recently arrived from another school and has no IEP but has received the principal's permission for one or more appropriate accommodations. The accommodations are indicated.
<b>DateCreatedUpdated</b>	-1	Information missing
	Date	Date created or updated

**Note:** The highlighted rows are fields that should be included. Non-highlighted fields can be used based on local needs.